



Stunning countryside,  
a relaxed lifestyle with  
easy city access



Highgrove is perfectly situated, catching cool breezes and long picturesque sunsets. Take a long walk through the neighbourhood parks, picnic with the family or enjoy a round of golf at one of the nearby golf courses.

With so much to offer it makes absolute sense to purchase at Highgrove and make living truly easy.







Highgrove offers a vast array of lot sizes to suit your needs, style and budget, whether you are buying your first home or forever home. House and Land Packages are available from leading quality builders. Our friendly and knowledgeable sales team are ready to help guide you to find the right package.

Highgrove at Deebing Heights, is the new neighbourhood where living the relaxed country lifestyle is united with the convenience of the city. This new development offers an intelligently planned community which blends stylish living with the natural features and beauty of the surrounding area.

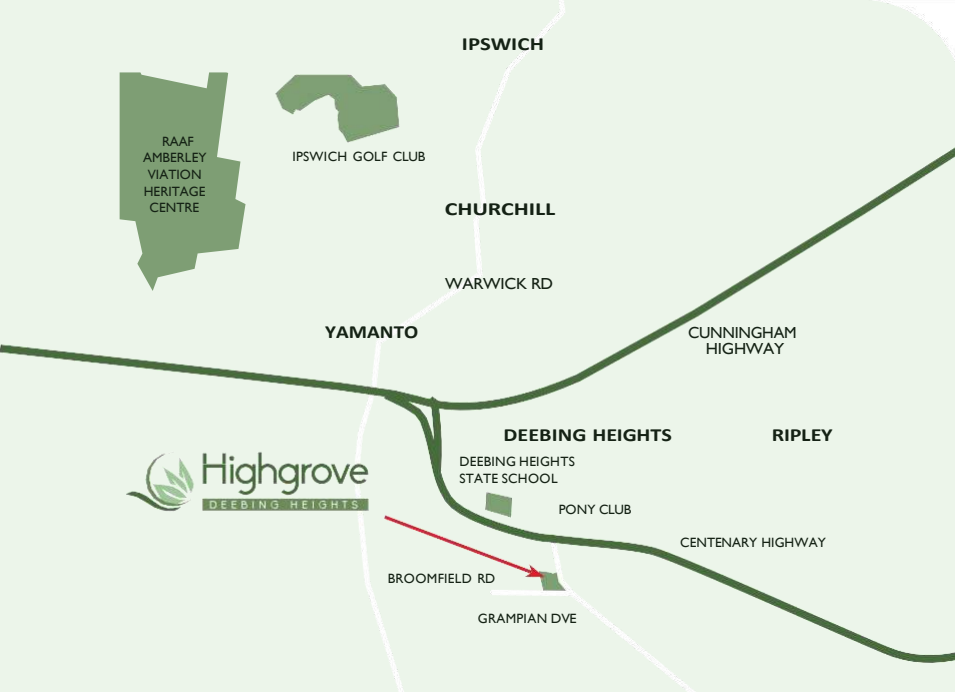
The city of Ipswich, Queensland's oldest provincial city, steeped in cultural and architectural history also provides all the modern facilities and attractions of an urban hub.

Located just minutes from downtown Ipswich, Highgrove is ideally located to take advantage of all the booming south-east region has to offer. Ipswich is an exciting place to live, work, invest and visit.










A complete range of local amenities from shopping centres such as the nearby Orion Shopping Precinct and Yamanto Central, childcare, public and private schooling, and universities. Ipswich has something for the whole family with over 550 parks, modern library, cinemas, restaurants, and cafes. Living at Highgrove offers you the chance to be a part of a thriving community, surrounded with people who love where they live.

A community designed to enhance the natural environment with abundant parkland and open space for active and passive relaxation, close to all facilities and attractions of a progressive city with easy access to the Centenary and Cunningham Highways.





## Ideally Located

-  Sensational valley views
-  10 minutes to Ipswich CBD
-  40 minutes to Brisbane CBD
-  15 minutes to Springfield
-  Easy access to Centenary Highway
-  Vast range of Lot sizes
-  All Lots fully serviced with high speed internet
-  Extensive parkland and environmental landscaping
-  Rapid growth area

